

PHILLIP SECURITIES PTE LTD

Unit Trust Daily Market Update

For Internal Circulation

Hillary Ho Li Ling
+6565311792
hillaryho@phillip.com.sg

Liang Shibin
+6565311516
liangsb@phillip.com.sg

Thursday, 11th March, 2010

Market Summary

Headlines:

- **North America: Stocks End Higher, Led by Banks.**
- **Europe: Euro Shares Close at Seven-Week High.**
- **Asia: Asia Range-Bound After Chinese Trade Data.**

US Economic Data to be released this week:

THURSDAY: \$2B California bond sale; international trade; weekly jobless claims; 30-year auction; earnings from Nat Semi, Aeropostale

FRIDAY: Gov'ts retail-sales report; consumer sentiment; business inventories; earnings from Ann Taylor

Major Indices performance

Index	Last	Net Chg*	% Chg ^
Dow Jones	10,567.33	2.95	0.03%
S&P 500	1,145.61	5.16	0.45%
DJ Euro Stoxx 50 € Pr	2,909.40	28.69	1.00%
FTSE 100 Index	5,640.57	38.27	0.68%
Nikkei 225	10,563.92	-3.73	-0.04%
HSI	21,208.29	0.74	0.00%
Shanghai SE Composite	3,048.93	-20.21	-0.66%
FSSTI	2,862.29	22.75	0.80%

Source: Bloomberg

^Chg and Net Chg from the previous working day

Top 5 Daily Performing Funds

Fund Name	%
HSBC GIF Global Emerging Mkts Eq CI AD	2.89
LionGlobal Korea Fund	2.48
Henderson Hzn China Fund A2-SGD	2.43
Henderson Hzn China Fund A2-USD	2.40
FTIF Templeton Korea Fund A (Acc)	2.39

Source: www.eunitrust.com. Funds' performance as of 11th Mar 2010.

Market update

North America:

Stocks ended higher Wednesday, led by financials as the sector got a shot of confidence from a well-known analyst — and investors. Staples and telecoms were the biggest decliners. The Dow Jones Industrial Average gained 2.95, not even a tenth of a percent, to close at 10,567.33. The S&P 500 added 0.5 percent, while the Nasdaq gained 0.8 percent.

Market update**North America Continues:**

In economic news: Wholesales inventories unexpectedly fell 0.2 percent in January as sales rose to their highest level since October 2008; economists had expected to see a 0.2-percent increase in inventories. Earlier, a report showed mortgage applications rose last week — even as mortgage rates rose. Indeed, U.S. economists have trimmed their growth forecast for next year, although they raised expectations for economic growth this year, a survey released Wednesday showed. The Treasury's 10-year auction was met with decent demand: The high yield was 3.735 percent and the bid-to-cover ratio was 3.45. Volume was finally on par with the year-ago average after several weeks of light trading. About 9.50 billion shares changed hands on the three major exchanges. Advancers outpaced decliners, roughly 2 to 1, on the Big Board.

Europe:

European shares closed at a seven-week high on Wednesday as equities shook off two straight sessions of losses, with banks rallying and oil majors supported by firmer crude prices. The pan-European FTSEurofirst 300 index of top shares closed up 0.6 percent at 1,058.81 points, its highest closing level since Jan. 19. The index, which has gained 57 percent since reaching a lifetime low in March last year, is up 1.2 percent so far this year.

Analysts said investors' confidence in equities was partly driven by positive economic data from the United States, notably the better-than-expected non-farm payrolls numbers in February, which reinforced the view that the economy was recovering. Across Europe, Britain's FTSE 100, Germany's DAX and France's CAC 40 rose 0.7 to 0.9 percent. In economic news, figures showed German exports posted their biggest drop in a year in January, throwing the economy's main growth engine into reverse and leaving it on a weak footing at the start of 2010. Across the Atlantic, U.S. wholesale inventories fell modestly in January, while sales rose to their highest level since October 2008, suggesting that inventories would continue to support economic growth in the first quarter.

Asia:

Asian stocks drifted in a tight range on Wednesday, with markets focused on robust trade data out of China. Stronger-than-expected exports and imports for February underlined the growth momentum in the world's third-largest economy. But economists were hesitant to read too much into the figures due to a low base of comparison and distortions caused by the Lunar New Year holiday. Japan's Nikkei 225 average finished flat, with gains for machine stocks after better-than-expected machinery orders helping to offset a drop for recall-hit Toyota Motor after an incident involving a Prius in the United States. The benchmark Nikkei ended down 0.04 percent, dipping 3.73 points to 10,563.92. The broader Topix fell 0.2 percent to 922.44. Data released just before the start of trade showed that Japan's core machinery orders fell 3.7 percent in January from the previous month, smaller than a median market forecast for a 4.1 percent fall.

Australian stocks ended flat on Wednesday, on the one-year anniversary of the bear market's nadir, after disappointing housing finance data wiped out early gains. Fund managers and traders expect more modest gains over the year ahead after a blistering 55 percent rise from the market's intraday low on March 10, 2009. The biggest slump in housing finance in nearly eight years broke a series of recent upbeat economic data and sent the stock market lower mid-morning. The benchmark S&P/ASX 200 index finished down 0.1 point to 4,820.0. On Tuesday, the index gained 0.25 percent, eking out its 8th straight day of gains and marking the longest winning streak since March 2005.

China's key stock index closed 0.66 percent lower, pressured by concerns over possible monetary tightening ahead of inflation data due later this week, while the government released upbeat trade data. The Shanghai Composite Index ended at 3,048.927 points, after rising 0.52 percent on Tuesday. The index has been confined to a 3,000 to 3,100 point range for nearly two weeks, weighed down by worries that the authorities, who are already reining in credit, will tighten monetary policy further. Hong Kong shares edged down 0.1 percent in afternoon trade, as investors stayed cautious following recent gains. In Southeast Asia, Malaysia's KL Composite rose 0.6 percent and Singapore's STI climbed 0.5 percent.

Economic data to be announced

United States					
Date	Statistic	For	Survey	Actual	Prior
Mar 09	NFIB Small Business Optimism	Feb	---	88.0	89.3
Mar 09	IBD/TIPP Economic Optimism	Mar	---	45.4	46.8
Mar 10	MBA Mortgage Applications	Mar 6	---	0.5%	14.6%
Mar 10	Wholesale Inventories	Jan	0.2%	-0.2%	-0.8%
Mar 10	Monthly Budget Statement	Feb	-\$210.0B	-\$220.9B	-\$193.9B
Mar 11	Trade Balance	Jan	-\$41.0B	---	-\$40.2B
Mar 11	Initial Jobless Claims	Mar 7	460K	---	469K
Mar 11	Continuing Claims	Feb 28	4495K	---	4500K
Mar 12	Advance Retail Sales	Feb	-0.2%	---	0.5%
Mar 12	Retail Sales Less Autos	Feb	0.0%	---	0.6%
Mar 12	Retail Sales Ex Auto & Gas	Feb	0.3%	---	0.6%
Mar 12	U. of Michigan Confidence	Mar	73.8	---	73.6
Mar 12	Business Inventories	Jan	0.2%	---	-0.2%

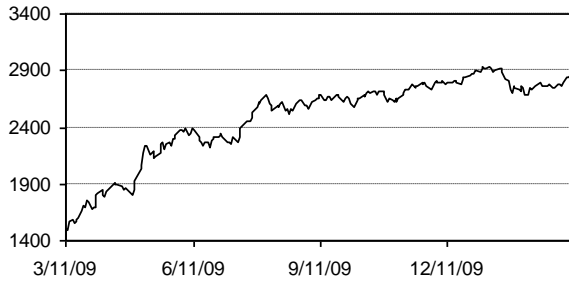
Source: Bloomberg

Singapore					
Date	Statistic	For	Survey	Actual	Prior
Mar 08	Foreign Reserves	Feb	---	\$187.80B	\$189.62B
Mar 12	Retail Sales (YoY)	Jan	---	---	-5.0%
Mar 12	Retail Sales (MoM)	Jan	---	---	-0.9%

Source: Bloomberg

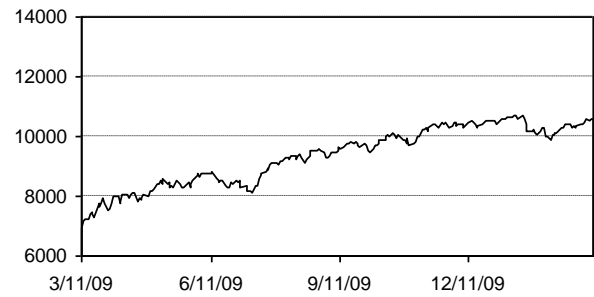
Key indices:

FSSTI 2862.29 +0.80%



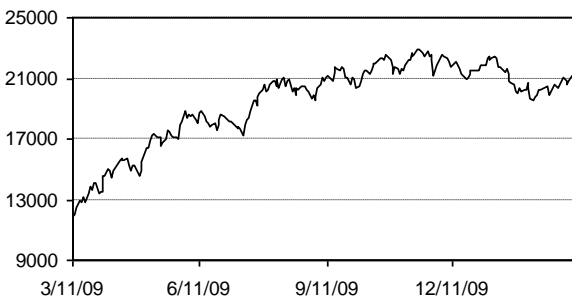
Source: Bloomberg

DJI 10567.33 +0.03%



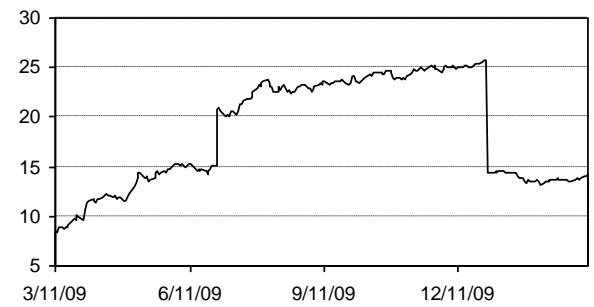
Source: Bloomberg

HSI 21208.29 +0.00%



Source: Bloomberg

FSSTI (P/E) 14.17



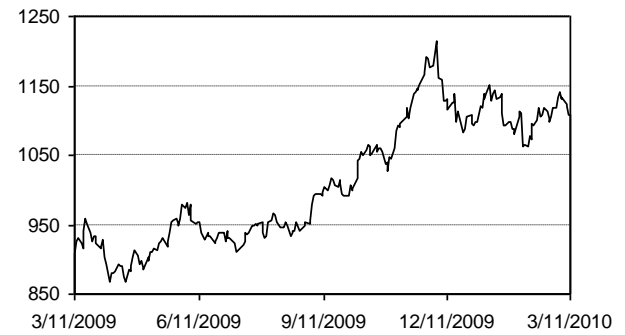
Source: Bloomberg

Dollar Index 80.45 -0.18%



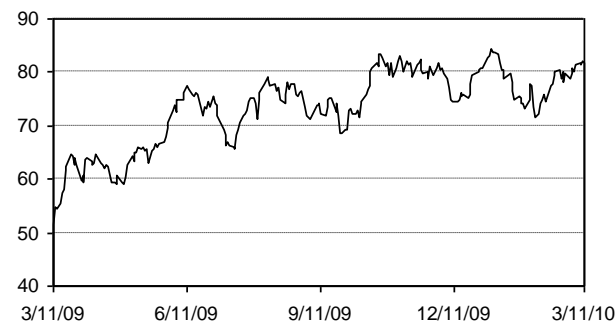
Source: Bloomberg

Gold 1108.41 -0.00%



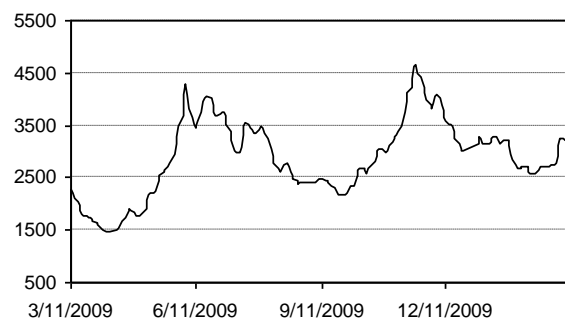
Source: Bloomberg

Crude oil 82.09 -0.23%



Source: Bloomberg

BALTIC DRY 3230 +0.62%



Source: Bloomberg

General Disclaimer

This publication is prepared by Phillip Securities Research Pte Ltd ("Phillip Securities Research"). By receiving or reading this publication, you agree to be bound by the terms and limitations set out below.

This publication shall not be reproduced in whole or in part, distributed or published by you for any purpose. Phillip Securities Research shall not be liable for any direct or consequential loss arising from any use of material contained in this publication.

The information contained in this publication has been obtained from public sources which Phillip Securities Research has no reason to believe are unreliable and any analysis, forecasts, projections, expectations and opinions (collectively the "Research") contained in this publication are based on such information and are expressions of belief only. Phillip Securities Research has not verified this information and no representation or warranty, express or implied, is made that such information or Research is accurate, complete or verified or should be relied upon as such. Any such information or Research contained in this publication is subject to change, and Phillip Securities Research shall not have any responsibility to maintain the information or Research made available or to supply any corrections, updates or releases in connection therewith. In no event will Phillip Securities Research be liable for any special, indirect, incidental or consequential damages which may be incurred from the use of the information or Research made available, even if it has been advised of the possibility of such damages.

Any opinions, forecasts, assumptions, estimates, valuations and prices contained in this material are as of the date indicated and are subject to change at any time without prior notice.

Non-applicability of Section 27 of the Financial Advisers Act (Cap. 110) of Singapore and the MAS Notice on Recommendations on Investment Products

Section 27 of the Financial Advisers Act (Cap. 110) of Singapore and the MAS Notice on Recommendations on Investment Products (FAA-N01) do not apply in respect of this publication.

This material is intended for general circulation only and does not take into account the specific investment objectives, financial situation or particular needs of any particular person. The products mentioned in this material may not be suitable for all investors and a person receiving or reading this material should seek advice from a financial adviser regarding the suitability of such products, taking into account the specific investment objectives, financial situation or particular needs of that person, before making a commitment to invest in any of such products.

This publication should not be relied upon as authoritative without further being subject to the recipient's own independent verification and exercise of judgment. The fact that this publication has been made available constitutes neither a recommendation to enter into a particular transaction nor a representation that any product described in this material is suitable or appropriate for the recipient. Recipients should be aware that many of the products which may be described in this publication involve significant risks and may not be suitable for all investors, and that any decision to enter into transactions involving such products should not be made unless all such risks are understood and an independent determination has been made that such transactions would be appropriate. Any discussion of the risks contained herein with respect to any product should not be considered to be a disclosure of all risks or a complete discussion of such risks.

Nothing in this report shall be construed to be an offer or solicitation for the purchase or sale of a security. Any decision to purchase securities mentioned in this research should take into account existing public information, including any registered prospectus in respect of such security.

Disclosure of Interest

Phillip Securities Research, or persons associated with or connected to Phillip Securities Research, may provide an array of financial services to a large number of corporations in Singapore and worldwide, including but not limited to commercial / investment banking activities (including sponsorship, financial advisory or underwriting activities), corporate banking or securities trading activities. Phillip Securities Research, or persons associated with or connected to Phillip Securities Research, may have participated in or invested in financing transactions with the issuer(s) of the securities mentioned in this publication, and may have performed services for or solicited business from such issuers. Additionally, Phillip Securities Research, or persons associated with or connected to Phillip Securities Research, may have provided significant advice or investment services to such companies and investments or related investments as may be mentioned in this publication.

To the extent permitted by law, Phillip Securities Research, or persons associated with or connected to Phillip Securities Research, may at any time engage in any of the above activities as set out above or otherwise hold a material interest in respect of companies and investments or related investments which may be mentioned in this publication. Accordingly, information may be available to Phillip Securities Research, or persons associated with or connected to Phillip Securities Research, which is not reflected in this material, and Phillip Securities Research, or persons associated with or connected to Phillip Securities Research may, to the extent permitted by law, have acted upon or used the information prior to or immediately following its publication. Phillip Securities Research, or persons associated with or connected to Phillip Securities Research, may have issued other material that is inconsistent with, or reach different conclusions from, the contents of this material.

Availability

The information, tools and material presented herein are not directed, intended for distribution to or use by, any person or entity in any jurisdiction or country where such distribution, publication, availability or use would be contrary to the applicable law or regulation or which would subject Phillip Securities Research to any registration or licensing or other requirement, or penalty for contravention of such requirements within such jurisdiction.